

BENCHALIST

Your Workbench Specialist



WATCHMAKER'S BENCHES

With advanced functionality and thoughtful ergonomics, BENCHALIST provides watchmakers with the perfect foundation for precise work.

Choose from various workstation systems with customizable configuration options - because a well-designed workspace is an investment in productivity and well-being.

A detailed overview of all options and accessories can be found in our dedicated brochure.

CONTENT

ERGONOMIC SYSTEM
ERGONOMIC WATCHBENCH

04

MODULAR SYSTEM
MODULAR I, II, III

06

UNIQUE SYSTEM
UNIQUE I, II, V, VIII

18



Details on all options and features of the workbenches can be found in our dedicated brochure.

ERGONOMIC WATCHBENCH



 accessories customizable

 additional options



Example Configuration

Our innovative **ERGONOMIC** series watchmaker's bench combines the best of both worlds: preconfigured features for immediate usability and modular options for personalized customization. Choose from a variety of materials and accessories to perfectly tailor your workspace to your needs.



CONSTRUCTION & DESIGN

Bench Dimensions	T-leg frame	Corpus	Height adjustment
width 1420 mm	silver	anthracite	electric
depth 655 mm		light gray	
height 850 - 1.250 mm		white	

BENCHTOP

Frame	Equipment	Bench insert	Tool holder
beech	grooved milling	Shape: semi-circular; none Frame: HPL Corian Linoleum	Miling for failing nail

ARMRESTS

Variant	Material
4D	artificial leather

TECHNOLOGY

Technology pre-setup
Technical back panel
Modular technology rail
cable gland
Adapter for workstation lights

Container | Containers

Drawer container with 4 drawers.

to the online bench configurator



MODULAR I

Watchmaker's bench



Item: BN 1450 / SV 2



IN STOCK

Example Configuration

The **MODULAR I** bench frame offers maximum flexibility with its functional, stable design and **closed back and side panels**. It is equipped with four hydraulic cylinders, each with a lifting capacity of 150 kg. These cylinders allow the entire bench and all attachments to be raised effortlessly by extending the inner bench legs.



FEATURES

MODULAR I

CONSTRUCTION & DESIGN

Bench Dimensions	Four-leg frame	Corpus	Height adjustment
width 1.450 mm	black	beech	crank
depth 690 mm			
height 960 - 1.260 mm			

BENCHTOP

Material	Equipment	Tool holder
solid beech	grooved milling front	vise holder
	upstand	

ARMRESTS

Variant	Material
3D leather back	artificial leather

MIDDLE SEGMENT

Center drawers
pull-out shelf
small drawer

TECHNOLOGY

Technology pre-setup
double back wall
cable inlets
various holes (for lamp and so on)
central lock

Containers

Nr. 06

to the online bench configurator





On these overview pages, we present various model variants as example configurations, giving you an idea of the diverse customization options for our workbenches. Whether it's functionality, materials, or features – your workflow is our focus.

Get inspired and design your personalized workspace!



EXAMPLE 2





EXAMPLE 3



MODULAR II

Watchmaker's bench



Item: BN 1450 / DLX

IN STOCK



Example Configuration

With the **MODULAR II**, you can design your workspace according to your preferences. The thoughtfully designed, robust four-legged steel frame with an **open side view** is perfect for versatile use. Four internal hydraulic cylinders, each with a lifting capacity of 150 kg, allow the inner steel frame to extend telescopically upwards.



FEATURES

MODULAR II

CONSTRUCTION & DESIGN

Bench Dimensions	Four-leg frame	Corpus	Height adjustment
width 1450 mm	silver	white	crank
depth 690 mm			
crank 960 - 1260 mm			

BENCHTOP

Material	Equipment	Tool holder
beech	grooved milling	vise holder

ARMRESTS

Variant	Material
none	3D leather black
3D	

TECHNOLOGY

Technology pre-setup
normal back wall
various holes
cable inlets
waldmann socket
central lock

Containers
left Nr. 09
right Nr. 04

to the online bench configurator





On these overview pages, we present various model variants as example configurations, giving you an idea of the diverse customization options for our workbenches. Whether it's functionality, materials, or features – your workflow is our focus.

Get inspired and design your personalized workspace!



EXAMPLE 2





EXAMPLE 3



to the online bench configurator



MODULAR III *Watchmaker's bench*



Standard size: 1.450 x 690 mm



dimensions customizable



accessories customizable



benchtop customizable



additional options



Example Configuration

The highly modular design and practical functionality are the key advantages of the **MODULAR III** series, which is also among the strongest and most load-bearing bench frames in our range. With a total lifting capacity of 400 kg, it offers an electric height adjustment range of up to 400 mm.



CONSTRUCTION & DESIGN

Bench Dimensions	T-leg frame	Corpus	Height adjustment
width 1200 - 1.600 mm	silver	anthracite	electric
depth 650 - 850 mm	anthracite	light gray	Side paneling
height 850 - 1.250 mm	black	white	
		beech	

BENCHTOP

Material	Equipment	Bench insert	Tool holder
HPL	grooved milling	Shape: angular, semi-circular none	Miling for failing nail
Buche beech	upstand	Frame: HPL Corian Linoleum	vise holder
Eiche oak	none		

ARMRESTS

Variant	Material
none	artificial leather
3D, 4D, 5D	Alcantara

MIDDLE SEGMENT

Center drawers
small drawer with pull-out shelf
shutter compartment with pull-out shelf
large center drawer

TECHNOLOGY

Technology pre-setup	Technical equipment
Technical back panel	Main power switch
Modular technology rail	Recessed socket outlet
cable gland	Power strip
Adapter for workstation lights	Articulated lamp
Monitor-/ Tablet- holder	Gooseneck
reck	Air-vacuum distributor
Microscope holder	Compressed air hoses

Containers

Containers available in various configurations.

to the online bench configurator



MODULAR III *Watchmaker's bench*



On these overview pages, we present various model variants as example configurations, giving you an idea of the diverse customization options for our workbenches. Whether it's functionality, materials, or features – your workflow is our focus.

Get inspired and design your personalized workspace!



EXAMPLE 2



EXAMPLE 3





EXAMPLE 4



EXAMPLE 5



to the online bench configurator



*For us, individuality means more than just choosing from a wide range of modular systems with predefined and optional features. It also includes the ability to **create entirely customized workbenches tailored to your exact specifications.***

*Our **UNIQUE system** gives you the freedom to redefine the design, structure, and functionality of your workbenches from the ground up.*

Do you have a vision?

We turn it into reality. Our product range showcases a selection of custom-made solutions that not only serve as inspiration but can also be directly reproduced for you. Additionally, we are ready to bring your unique custom designs to life – no matter how specific or innovative your ideas may be.



 customized production


 Bench Frame: A four-legged steel frame clad in oak, featuring an open side view.



Dimensions	
width	from 1.300 mm
depth	650 - 800 mm
height	950 - 1150 mm

*Crafted to Individual Specifications, the **UNIQUE I** Watchmaker's bench stands out with its rustic yet sophisticated appearance.*

The bench, adjustable in height with a convenient crank mechanism, is made of solid oak and finished with an elaborate lacquer coating.



BENCHTOP & MIDDLE SEGMENT

The workbench features a functional middle segment with a replaceable Corian work surface, a bench pin holder, a stable pull-out shelf, and a drawer unit for essential work materials.



CUSTOMIZABLE STORAGE

The solid drawers with smart internal dividers, along with storage compartments featuring smooth-closing hinged doors, provide ample space and organization for your workspace.

HEIGHT ADJUSTMENT WITH CRANK

This stable watchmaker's bench is height-adjustable from 95 cm to 115 cm via a hydraulic system with a foldable crank mechanism.



UNIQUE II *Watchmaker's bench*



 customized production

 Bench Frame: A four-legged steel frame with a closed side view.



Dimensions

width from 1300 mm

depth from 700 mm

height 900 - 1300 mm

The **UNIQUE II** Watchmaker's Bench model represents a futuristic design and technical sophistication at the highest level.

For example, the exclusive integration of an electric armrest module ensures maximum ergonomic work efficiency. Another standout feature, tailored to specific customer requirements, includes the integration of two barcode scanners beneath the benchtop, covered with a seamlessly embedded glass surface.



BENCH DESIGN ADAPTED TO ROOM DESIGN

The development of the UNIQUE II focused on aligning the bench's design with the surrounding building, which is characterized by a supporting structure made of solid spruce.



BOUNDLESS INDIVIDUALITY

At the customer's request, the benchtop is equipped with three flush-mounted clamps for vise attachment and a bench pin holder. The entire setup can be covered when not in use.

FUNCTIONALITY & MODERN DESIGN

A scratch-resistant coating on the top and side surfaces, combined with elegant spruce wood, gives the watchmaker's bench a modern design.

The well-thought-out construction provides ample storage space, with drawers specifically tailored to the work processes.



UNIQUE V Watchmaker's bench



 customized production

 Bench Frame: A four-legged pearwood frame.



Dimensions



width from 1.300 mm

depth 650 - 800 mm

height 900 - 1100 mm

This luxurious watchmaker's bench, designed for boutiques, presentations, and watch collectors, is a true masterpiece in the eye of every beholder.

The extravagant craftsmanship of premium pearwood, combining delicately uniform solid wood with flame-patterned amber-colored veneer, gives this bench its timelessly modern and exceptionally majestic appearance, further enhanced by its gilded brass fittings.




HIGHLIGHTS

UNIQUE V

■ CRAFTSMANSHIP AT ITS BEST

Numerous small and large drawers, a built-in lamp, and removable armrests ensure a comfortable working experience.



■ BUT THAT'S NOT ALL

A standout feature is the option to secure the bench with a rolling shutter, making it ideal for transport.

■ TRADE SHOW & EXHIBITION BENCH

Thanks to the perfect blend of design and functionality, the UNIQUE V is perfectly suited for trade shows and exhibitions.



UNIQUE VIII *Watchmaker's bench*



 customized production

 Bench Frame: A four-legged steel frame with a closed side view.



Dimensions


width 1.500 mm

depth 800 mm

height 850 - 1.250 mm

Discover our custom-designed watchmaker's bench, **UNIQUE VIII**, specifically configured to meet a client's requirements.

This bench features an innovative, removable Flowbox bench attachment and offers electric height adjustment of up to 400 mm for optimal ergonomics. The elegantly rounded side panels blend seamlessly into the futuristic design.



FUNCTIONAL BENCHTOP

Our watchmaker's bench features a high-strength HPL worktop with grooved milling along the front edge and special grooves designed to integrate a Flowbox bench attachment.



CUSTOM ADJUSTMENTS

The rounded side panels of the bench frame include a practical cable gland, while the drawer units are customized to meet individual adjustments.

ELEGANT FLOWBOX

The removable Flowbox with curved glass panels is perfectly matched to the bench's design. An integrated display allows for convenient operation directly at the workstation.



A dimly lit watchmaking studio with several workers at their workstations. The workers are wearing white lab coats and are focused on their tasks. The studio is equipped with various tools and machinery, including microscopes and workbenches. The overall atmosphere is professional and precise.

RENOWNED STUDIOS THAT PLACE THEIR TRUST IN US:

OMEGA

CARTIER

BUCHERER

BREGUET

PIAGET

BREITLING

HUBLLOT

VICTORINOX

TUTIMA

WEMPE



LE MARCHANT
SCHMUCKWERK
VICTORINOX
MARCO LANG
CHANEL
LANGE & SÖHNE

VAN CLEEF & ARPELS
KALLINICH CLAEYS
PORSCHE DESIGN
HARRY WINSTON

MÜHLE GLASHÜTTE
NOMOS GLASHÜTTE
LEHMANN UHREN
KUDOKE UHREN



YOUR SPECIALIST FOR WORKBENCHES.



Your Local Contact:

Jules Borel & Company

1223 Meadowlark Lane
Kansas City, Kansas 66102


Phone: 800-776-6858


Web: www.julesborel.com



BENCHALIST

Freiberger Straße 304
09526 Olbernhau OT Hallbach
Deutschland

 +49 37360 72114

 info@benchalist.com

 www.benchalist.com

As of: 05/ 2026

© Copyright by BENCHALIST

