

# BENCHALIST

*Your Workbench Specialist*



ENGRAVER'S BENCHES

*BENCHALIST workbenches for engravers offer ergonomic solutions and maximum precision for detailed work.*

*Choose from various workstation systems with customizable configuration options - because a well-designed workspace is an investment in productivity and well-being.*

*A detailed overview of all options and accessories can be found in our dedicated brochure.*

# CONTENT

ERGONOMIC SYSTEM  
ERGONOMIC ENGRAVER'S BENCH

04

MODULAR SYSTEM  
MODULAR II, III

06

HYBRID SYSTEM  
HYBRID

14

UNIQUE SYSTEM  
UNIQUE X, XI, XIV

20



*Details on all options and features of the workbenches can be found in our dedicated brochure.*

# ERGONOMIC ENGRAVER'S BENCH



 accessories customizable

 additional options



Example Configuration

*Our setting and engraving bench from the ERGONOMIC series is the perfect symbiosis of practical pre-configured features and customizable modules that allow you to select features and special accessories according to your specific requirements.*



## CONSTRUCTION & DESIGN

Bench Dimensions	T-leg frame	Corpus	Height adjustment
width 1.420 mm	silver	anthracite	electric
depth 655 mm		light gray	
height 850 - 1.250 mm		white	

## BENCHTOP

Material	Equipment	Tool holder
beech	grooved milling	Workbench Protector
		Clamping for filing nail

## ARMRESTS

Variant	Material
4D	artificial leather

## MIDDLE SEGMENT

under Benchtop
chipdrawer

## TECHNOLOGY

Technology pre-setup
Technical back panel
Modular technology rail
cable gland
Adapter for workstation lights

Containers
------------

Two different containers with drawers and compartments.

to the online bench configurator



# MODULAR II

## Engraver's Bench



Standard size: 1.450 x 690 mm



dimensions customizable



accessories customizable



benchtop customizable



additional options



Example Configuration

With the MODULAR II, you can design your workspace according to your preferences. The thoughtful construction of the robust four-legged steel frame with an open side view is ideal for versatile use. Four internal hydraulic cylinders, each with a lifting capacity of 150 kg, allow the inner steel frame to telescope upwards.



## CONSTRUCTION & DESIGN

Bench Dimensions	Four-leg frame	Corpus	Height adjustment
width 1.200 - 1.600 mm	silver	anthracite	electric
depth 650 - 850 mm	anthracite	light gray	crank
height 800 - 1.000 mm	black	white	manual
height 950 - 1.150 mm		beech	

## BENCHTOP

Material	Equipment	trough
beech	grooved milling	shape: angular; round
oak	upstand	base: anthracite; wood
	none	

## ARMRESTS

Variant	Material
5D	artificial leather
	Alcantara

## MIDDLE SEGMENT

under benchtop
chipdrawer

## TECHNOLOGY

Technology pre-setup	Technical equipment
cable gland	Recessed socket outlet
Adapter for workstation lights	Articulated lamp
Monitor/ Tablet holder	Gooseneck
reck	Air vacuum distributor
Microscope holder	Compressed air hoses

### Containers

Containers available in various configurations.

to the online bench configurator



# MODULAR III *Engraver's Bench*



Standard size: 1350 x 690 mm



dimensions customizable



accessories customizable



benchtop customizable



additional options



Example Configuration

*Discover the ultimate workstation for setters and engravers: a robust, height-adjustable bench frame specially designed for use with a sliding microscope. Up to four containers can be height-adjusted to efficiently organize all your tools and materials.*



## CONSTRUCTION & DESIGN

Bench Dimensions	T-leg frame	Corpus	Height adjustment
width 1350 - 2.000 mm	silver	anthracite	electric
depth 700 - 800 mm	anthracite	light gray	Side paneling
height 750 - 1.150 mm	black	white	
		beech	

## BENCHTOP

Material	Equipment	trough	Tool holder
beech	grooved milling	shape: angular; round	GRS Mounting Plate with Bench Pin Holder
oak	upstand	base: anthracite; wood	
	none		

## ARMRESTS

Variant	Material
none	artificial leather
3D   4D   5D	Alcantara

## MIDDLE SEGMENT

under benchtop
boardskin
chipdrawer

## TECHNOLOGY

Technology pre-setup	Technical equipment
Technical back panel	Main power switch
Modular technology rail	Recessed socket outlet
cable gland	Power strip
Adapter for workstation lights	Articulated lamp
Monitor/ Tablet holder	Gooseneck
Reck   reck	Air vacuum distributor
Microscope holder	Compressed air hoses

## Containers

Containers available in various configurations.

to the online bench configurator



# MODULAR III *Engraver's Bench*



*On these overview pages, we present various model variants as example configurations, giving you an idea of the diverse customization options for our workbenches. Whether it's functionality, materials, or features – your workflow is our focus.*

*Get inspired and design your personalized workspace!*

## EXAMPLE 2



# MODEL VARIANTS



# MODULAR III *Engraver's Bench*



*On these overview pages, we present various model variants as example configurations, giving you an idea of the diverse customization options for our workbenches. Whether it's functionality, materials, or features – your workflow is our focus.*

*Get inspired and design your personalized workspace!*

## EXAMPLE 3



# MODEL VARIANTS



to the online bench configurator





***Precision in Symbiosis:***

***The HYBRID SYSTEM for Goldsmiths and Stone Setters***

*Where traditional goldsmithing ends and high-precision stone setting begins, the workbench must not be an obstacle – it must become the link. Our hybrid workstation system was developed specifically for this interface, creating a seamless connection between robust shaping and the finest detail work. Thanks to modular interfaces for microscope arms, compressed air, and integrated extraction solutions, the bench can be adapted to any workflow in an instant.*

*Our hybrid system provides the uncompromising infrastructure that professionals need to take their craftsmanship to the next level.*

***Discover the next generation of workbenches – modular, multifunctional, and perfectly tailored to the synergy between goldsmith and setter.***



Standard size: 1350 x 850 mm



dimensions customizable



accessories customizable



benchtop customizable



additional options



Our **hybrid workbench** combines goldsmithing and setting within the smallest footprint. Thanks to the interchangeable desktop, the workspace can be transformed in an instant, offering maximum flexibility with minimal space requirements. Furthermore, the modular design allows for individual system expansions at any time. It is the perfect solution for those who refuse to compromise on precision and efficiency.



## CONSTRUCTION & DESIGN

Bench Dimensions	T-leg frame	Corpus	Height adjustment
width 1350 mm	silver	anthracite	electric
depth 850 mm	anthracite	light gray	Side paneling
height 800 - 1200 mm	black	white	
		beech	

## BENCHTOP

Material	Equipment	trough	Tool holder
beech	grooved milling	shape: angular; round	Workbench Protector
oak	upstand	base: anthracite; Wood	Clamping for filing nail
	none	Cut-out	GRS Mounting Plate with Bench Pin Holder

## ARMRESTS

Variant	Material
none	artificial leather
5D	Alcantara

## MIDDLE SEGMENT

Under Benchtop
boardskin
soldering drawer
chipdrawer

## TECHNOLOGY

Technology pre-setup	Technical equipment	Containers
Technical back panel	Main power switch	Containers available in various configurations.
Modular technology rail	Recessed socket outlet	
cable gland	Power strip	
Adapter for workstation lights	Articulated lamp	
Monitor/ Tablet holder	Gooseneck	
reck	Air vacuum distributor	
Microscope holder	Compressed air hoses	



*On these overview pages, we present various model variants as example configurations, giving you an idea of the diverse customization options for our workbenches. Whether it's functionality, materials, or features – your workflow is our focus.*

*Get inspired and design your personalized workspace!*

## EXAMPLE 2



# MODEL VARIANTS





*For us, individuality means more than just choosing from a wide range of modular systems with predefined and optional features. It also includes the ability to **create entirely customized workbenches tailored to your exact specifications.***

*Our **UNIQUE system** gives you the freedom to redefine the design, structure, and functionality of your workbenches from the ground up.*

*Do you have a vision?*

*We turn it into reality. Our product range showcases a selection of custom-made solutions that not only serve as inspiration but can also be directly reproduced for you. Additionally, we are ready to bring your unique custom designs to life – no matter how specific or innovative your ideas may be.*

# UNIQUE X Engraver's Bench



 customized production

 Bench Frame: Black, extremely sturdy T-leg frame with an open side view.



## Dimensions

width 1600 mm

depth 800 mm

height 750 - 1150 mm

The **UNIQUE X Setter's Bench** is perfectly tailored to the customer's needs and was developed alongside the **UNIQUE IX Goldsmith's Bench**.

A variety of custom-made details have been incorporated to meet the high demands for technical equipment. In addition to a dedicated extraction system, the bench features numerous specialized functions.



## LOWERED WORK AREA

The work area is lowered to ensure optimal use of the engraving ball and microscope. Additionally, height-adjustable, removable elbow supports are attached on both sides for ergonomic working.



## WORKSHOP INTEGRATION

A flexible, extendable extraction pipe is centrally located along with the extraction control, ensuring maximum extraction performance with minimal noise.

## INTUITIVE OPERATION

The upper left drawer can house a sharpening device for engraving tools. When pulled out, the extraction system automatically activates, efficiently removing fine grinding dust.



# UNIQUE XI *Engraver's Bench*



 customized production

 Bench Frame: Highly stable T-leg frame, clad in beech wood.



## Dimensions

width 1400 mm

depth 760 mm

height 800 - 1200 mm

The **UNIQUE XI setter's bench** was specifically tailored to the customer's needs and requirements. The development focused on the tools and machines to be used. A grinding machine for engraving tools has been directly integrated into the bench.



## OPTIMIZED WORKFLOW

The anthracite HPL surface is highly resistant to scratches and chemicals. Laminated onto a sturdy solid wood base, it ensures maximum stability. A high lateral and rear upstand made from the same material defines and secures the workspace.



## WORKSPACE

Next to the trough lies a cutout for integrating a grinding device. Behind the work recess, a block with multiple slots is available for connecting micromotors and handpieces.

## INTUITIVE OPERATION

The rear rack allows flexible attachment and positioning of various components, such as microscopes, monitor holders, bur holders, and handpiece rests.



# UNIQUE XIV *Engraver's Bench*



 customized production

 Bench Frame: Highly stable aluminium T-leg frame.




## Dimensions

width 1500 mm

depth 805 mm


height 1150 - 1550 mm

The **UNIQUE XIV setter's bench** is the result of rigorous customer focus. Every detail has been precisely tailored to specific workflows. Machines and tools—such as the graver or the extraction system—have their own dedicated places to guarantee maximum efficiency and focus while you work.



## INTEGRATED EXTRACTION

The extendable suction pipe can be effortlessly pulled into the desired working position. When not in use, the pipe slides back completely and is concealed by a flush-fitting cap, maintaining the flawless appearance of the work surface.



## CENTRALIZED MANAGEMENT

Systematic order: The rear panel provides easy access to all technical components. Cables and hoses are bundled in one central location, keeping your workspace clutter-free.

## ERGONOMICS & STORAGE

Clever design: Both the intuitive height adjustment and the storage units are mounted on the outside of the frame. This ensures maximum legroom and an uncompromisingly ergonomic working position.



A dimly lit watchmaking studio with several workers at their workstations. The workers are wearing white lab coats and are focused on their tasks. The studio is equipped with various tools and machinery, including microscopes and workbenches. The overall atmosphere is professional and precise.

# RENOWNED STUDIOS THAT PLACE THEIR TRUST IN US:

OMEGA

CARTIER

BUCHERER

BREGUET

PIAGET

BREITLING

HUBLLOT

VICTORINOX

TUTIMA

WEMPE



LE MARCHANT  
SCHMUCKWERK  
VICTORINOX  
MARCO LANG  
CHANEL  
LANGE & SÖHNE

VAN CLEEF & ARPELS  
KALLINICH CLAEYS  
PORSCHE DESIGN  
HARRY WINSTON


MÜHLE GLASHÜTTE  
NOMOS GLASHÜTTE  
LEHMANN UHREN  
KUDOKE UHREN




YOUR SPECIALIST FOR WORKBENCHES.




Your Local Contact:



Freiberger Straße 304  
09526 Olbernhau OT Hallbach  
Germany

 +49 37360 72114

 [info@benchalist.com](mailto:info@benchalist.com)

 [www.benchalist.com](http://www.benchalist.com)

As of: 05/2026

© Copyright by BENCHALIST

